

The 28th International Exhibition on Dental Equipment, Technology & Products

Shanghai World
Expo Exhibition and
Convention Center
Hall 1·2·4

10.23
/ 26

2025

**POST
SHOW
REPORT**



DenTech China 2025

DenTech China 2025 Review

Great Achievement During DenTech China 2025

DenTech China 2025, the four-day Shanghai dental exhibition, concluded successfully at the Shanghai World Expo Exhibition and Convention Center. This year's exhibition saw significant improvements in both the number of exhibitors and the quality of visitors compared to previous years.

Despite a highly competitive market environment, domestic and international professional visitors attended and placed orders. Furthermore, DenTech China 2025 newly planned a variety of on-site activities, providing a free exchange platform for industry experts, key opinion leaders, clinic operators, dentists, and other professionals. Industry professionals spoke freely, shared their insights, and learned from each other, witnessing the industry's confidence.


With the support across the country, DenTech China continues its efforts to build bridges for sino-foreign dental exchange, hosting dozens of academic conferences concurrently to provide continuing education resources for industry professionals. DenTech China is working together with Chinese dentistry to advance.



Key Figures



60,000+m²
Exhibition Space



900+
Exhibitors





140,000+
Trade Visits




21.84%
Overseas Visitors



Exhibitor Review



Exhibitor Review



Pavilions Review




German Pavilion



Korea Pavilion



U.S. Pavilion

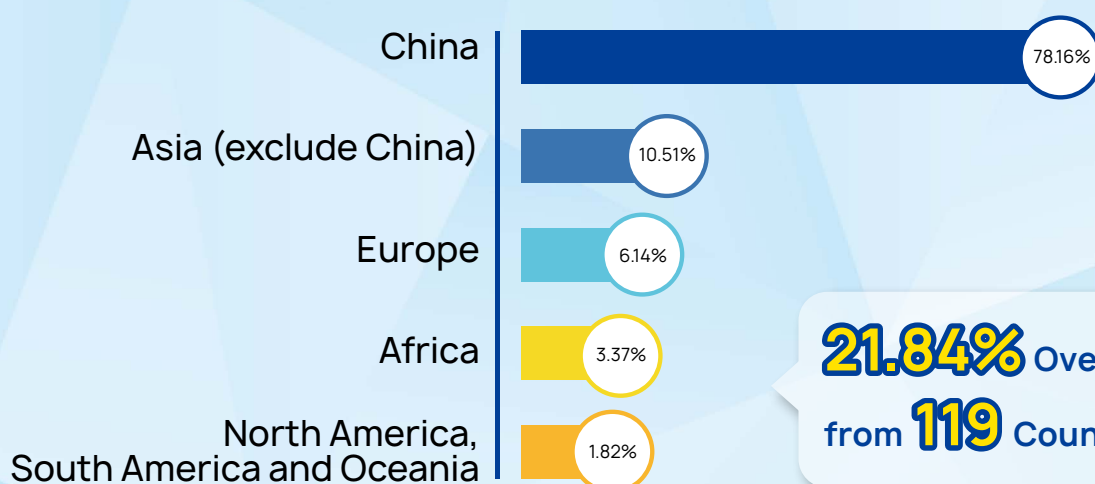


China Taiwan Pavilion



Visitor Analysis

Visitor Geographic Distribution (Percentage)



21.84% Overseas Visitors
from **119** Countries and Regions

Visiting Objectives

Find new suppliers and fulfill recent purchase needs

28.87%

Meet with existing suppliers to solidify/continue purchase needs

21.68%

Centralized comparison of supplier products to implement the mid-term purchase plan

18.66%

Participate in concurrent training conferences and activities

11.34%

Understand the latest product/technology/market trends in the industry

10.32%

Strengthen industry connections and other purposes

9.13%

Visitor Analysis

Countries with Highest Number of Visitors

Asia



Korea



Uzbekistan



Japan



India



Philippines



Thailand



Malaysia



Vietnam



Bangladesh

Europe



Russia



Poland



United Kingdom



Germany

North America



U.S.



Canada



Mexico



Costa Rica

South America, Oceania and Africa



Brazil



Peru



Australia



New Zealand



Egypt



Tunisia



Morocco



Libya



Algeria

Visitor Job Category



- ◆ Dental clinic 22.09%
- ◆ Public hospitals 16.61%
- ◆ Private hospitals 8.57%
- ◆ Medical product agents/Distributors 11.83%
- ◆ Medical product manufacturers 9.27%
- ◆ Professional buyers 8.22%
- ◆ Third-party service providers 10.62%
- ◆ Dental prosthesis processing workshop 5.89%
- ◆ Universities/Research 2.94%
- ◆ Government agencies, associations, and media 3.96%

Visitor Job Responsibility



- ◆ Purchase management 21.56%
- ◆ Department/Section management 17.60%
- ◆ Academic/Technical research 17.55%
- ◆ Doctor's diagnosis and treatment 13.76%
- ◆ Marketing/Sales 12.61%
- ◆ Middle and senior management decision-making 8.85%
- ◆ Dental technician 3.99%
- ◆ Medical student 2.17%
- ◆ Nurse 1.91%




Overseas Buyers Delegation Groups



On-site Events

Passport Campaign



Factory Tour



Overseas Visitors Highlights



Conference Analysis




200+ Well-known Speakers




181 High-end Sessions



Onsite Photo Gallery



Onsite Photo Gallery



The 29th International Exhibition on Dental Equipment, Technology & Products

See You at DenTech China 2026!

Shanghai World
Expo Exhibition and
Convention Center
Hall 1-2-4

10.22
/ 25

2026

Follow us on



DenTech China



DenTech China



DenTech China

