



**DenTech China  
2024**

[www.dentech.com.cn](http://www.dentech.com.cn)

# The 27<sup>th</sup> International Exhibition on Dental Equipment, Technology & Products

2024.10

24 25 26 27

Shanghai World Expo Exhibition and  
Convention Center Hall 1&2&4

**POST SHOW  
REPORT**



# DenTech China 2024 Review

## GREAT ACHIEVEMENT DURING DENTECH CHINA 2024

DenTech China 2024 – the China leading international trade fair for the Dental Equipment and Products Manufacturing industry – came to a successful close in October. With significant increased visitors, businesses and overseas professional buyers, this DenTech China has been proven even more successful than ever, impressively underscoring the event's status as the China's premier trade fair for the international Dental Products Manufacturing industry.

### KEY FIGURES



**60,000+ m<sup>2</sup>**

**Exhibition  
Space**



**900+**

**Exhibitors**



**Nearly  
3,000**

**Booths**



**144,000+**

**Trade Visits**




**17.89%**


**Overseas Visitors**



# Exhibitor Analysis

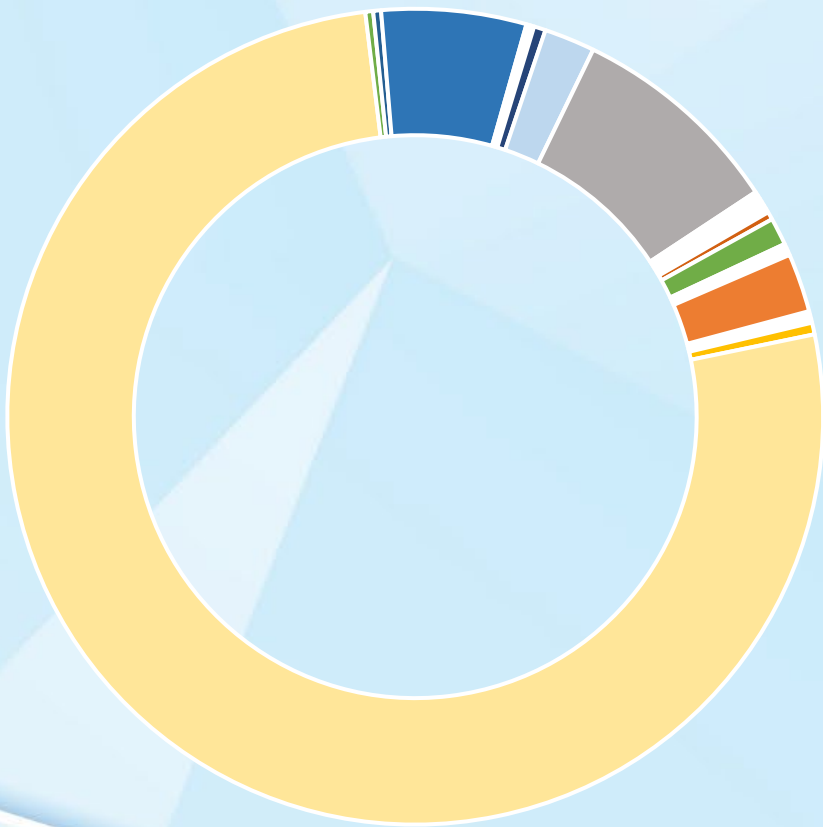


60,000+ m<sup>2</sup> exhibition space  
(gross S.Q.M.)



900+ exhibitors from 25 countries  
and regions

## Exhibitor Geographic Distribution (Percentage)



- |                    |                        |
|--------------------|------------------------|
| ■ Australia        | ■ Austria              |
| ■ Brazil           | ■ Canada               |
| ■ Mainland China   | ■ Finland              |
| ■ France           | ■ Germany              |
| ■ Hong Kong, China | ■ India                |
| ■ Italy            | ■ Japan                |
| ■ Korea            | ■ Liechtenstein        |
| ■ Malaysia         | ■ Mexico               |
| ■ Pakistan         | ■ Singapore            |
| ■ Spain            | ■ Switzerland          |
| ■ Taiwan, China    | ■ Thailand             |
| ■ U.K.             | ■ United Arab Emirates |
| ■ U.S.A.           |                        |

(Alphabetical sorting)




# Pavilions & Exhibitors Review




German Pavilion



Korean Pavilion



U.S.A. Pavilion



Taiwan Pavilion



# Overseas Buyers Delegation Groups



# Overseas Visitors




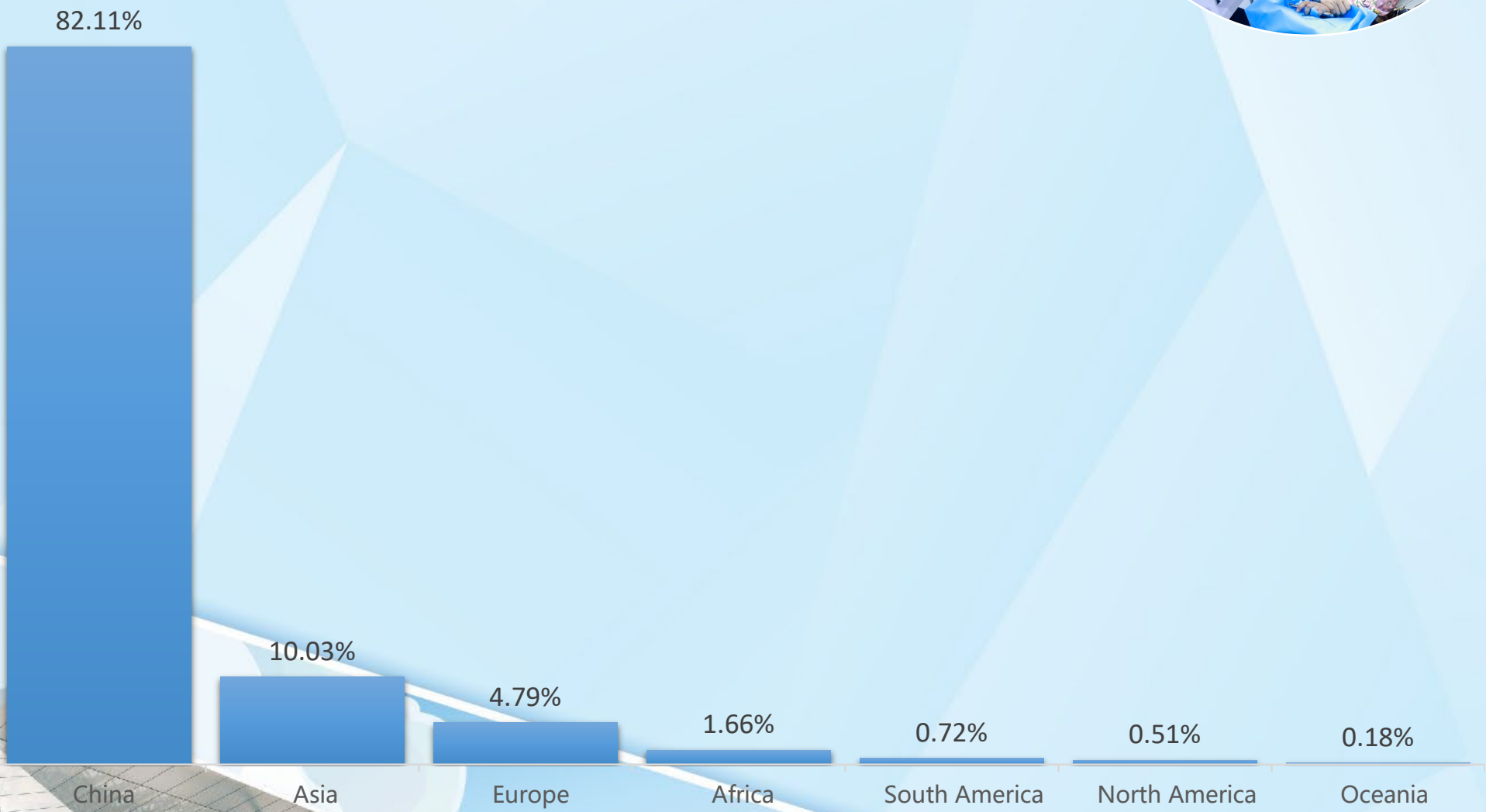
# Visitor Analysis

Total Trade Visits: 144,000+

- 82.11% Domestic Visitors
- 17.89% Overseas Visitors
- From 118 Countries and Regions


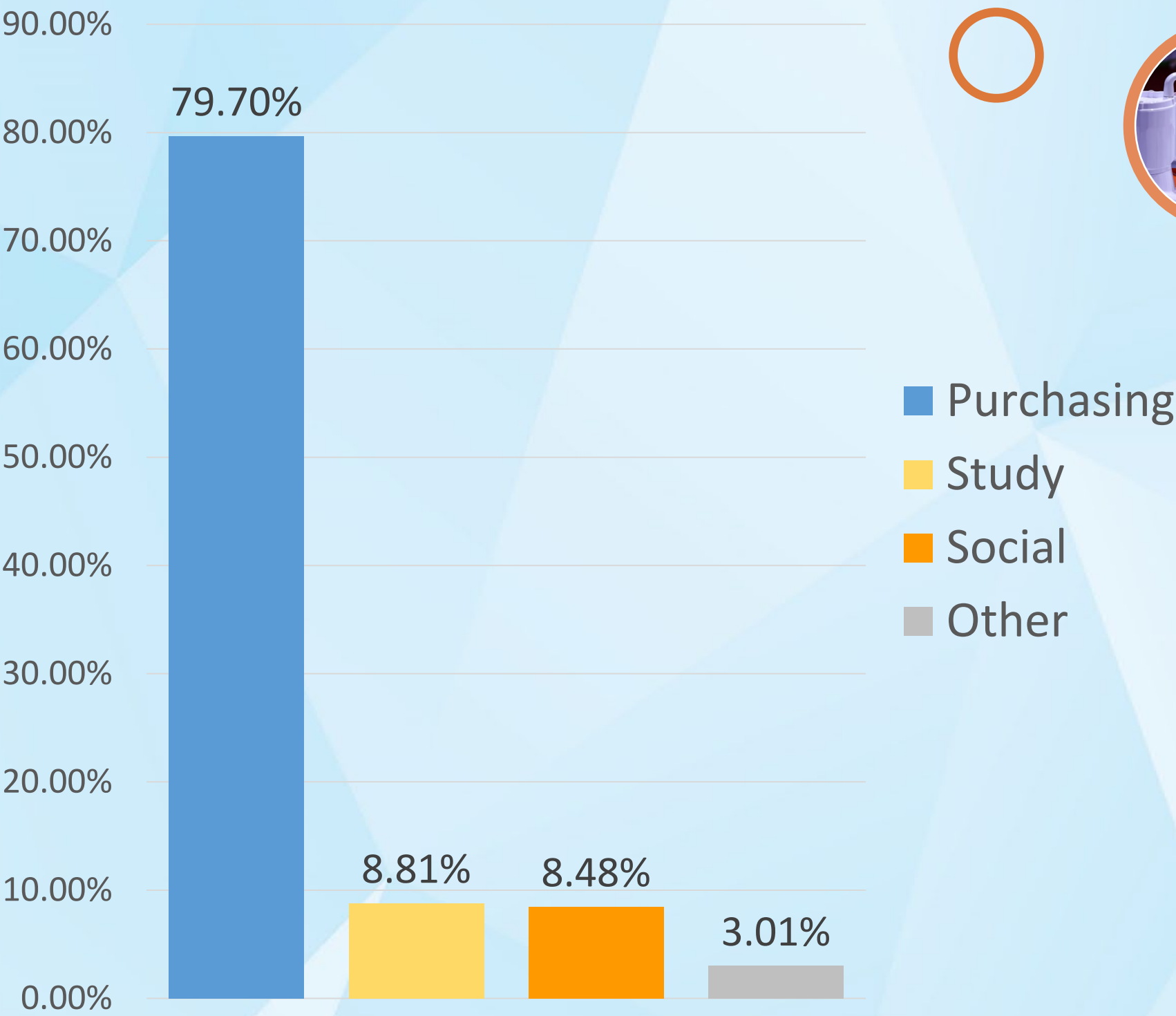


Visitor Geographic Distribution (Percentage)



# Visitor Analysis

## Visiting Objectives

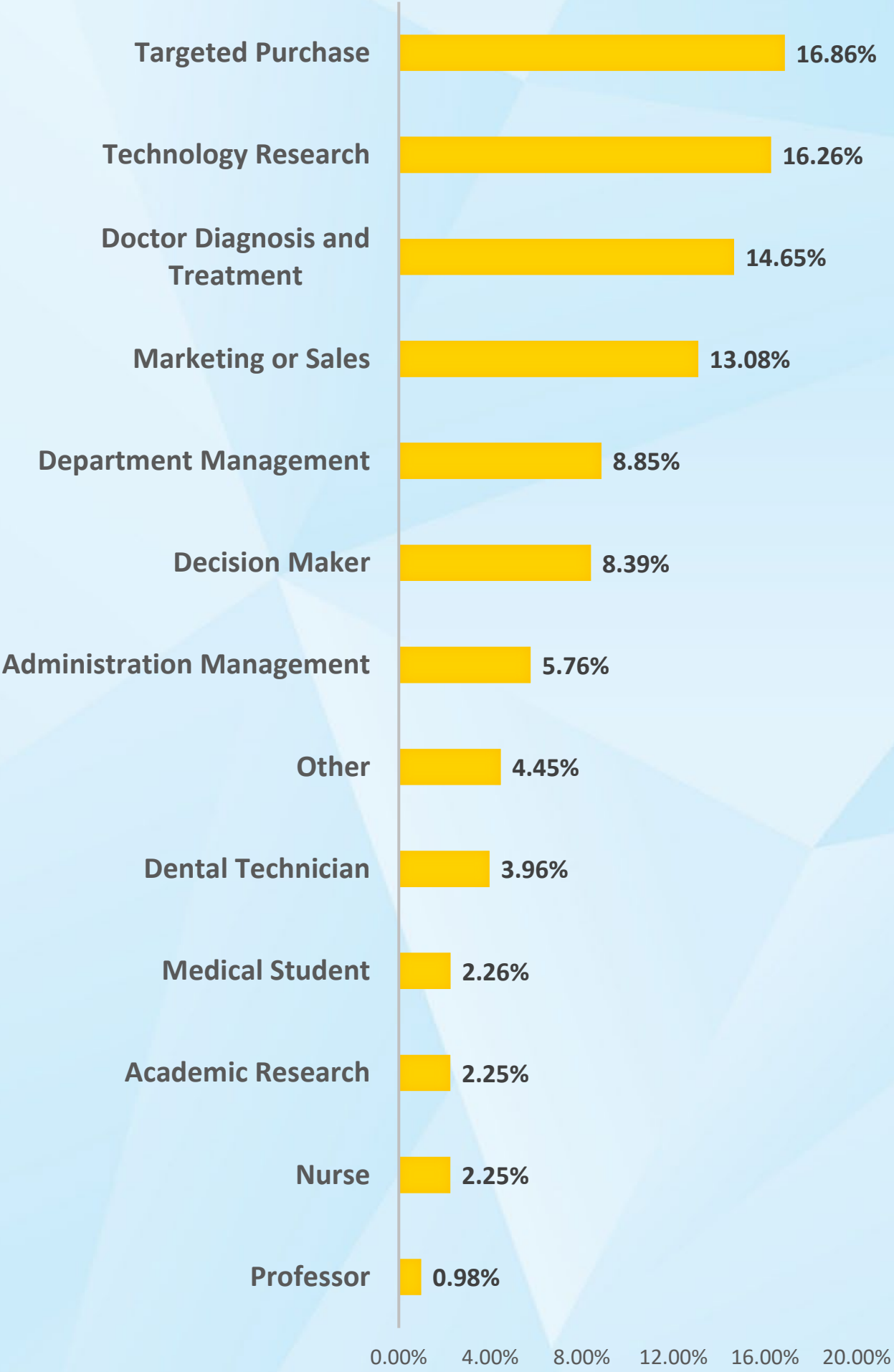


# Visitor Analysis

## Countries with Highest Number of Visitors



## Job Category (Domestic)



# Conference Delegate Analysis

## Topics Covered from Dental Education to On-site Operation Presentation

Endodontics, Infection Control, Laser in Dentistry, Oral and Maxillofacial Surgery, Oral Implantology, Oral Pathology, Orthodontics, Pediatric Dentistry and Restorative Dentistry, Oral Radiography, Practice Management and many more.





**200+**  
Well-known Speakers







**178**  
High-end Sessions



# Onsite Photo Gallery



# Onsite Photo Gallery



# Onsite Photo Gallery



**DenTech China**  
**2025**

www.dentech.com.cn

**The 28<sup>th</sup>**

**International Exhibition on Dental Equipment,  
Technology & Products**

**2025.10**

**23 24 25 26**

**Shanghai World Expo Exhibition and  
Convention Center Hall 1&2&4**

**See You at DenTech China 2025!**

**Follow us on**



DenTech China



DenTech China



DenTech China



**DenTech China**